

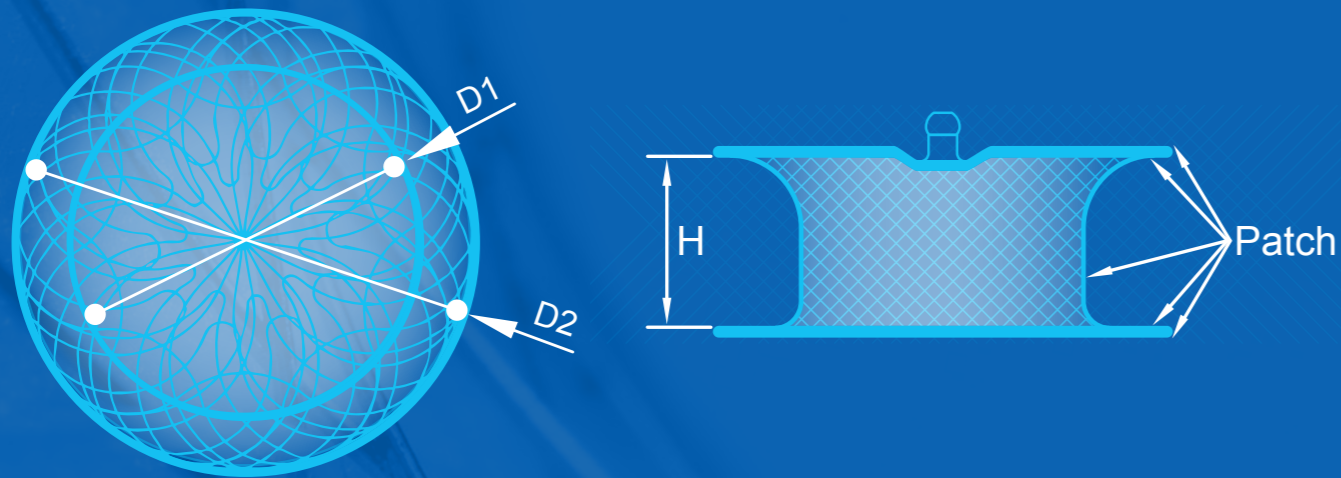
Occlutech® mVSD Occluder* Ordering information

Occlutech® mVSD Occluder*

Article No.*	Ø D1 (mm)	Ø D2 (mm)	H (mm)	Sheath** (F)	Pusher	Defect Size (mm)
71VSD04	4	10	7	6	51FP060 Dark Green	2<D≤4
71VSD06	6	13	7	6	51FP100 Light Blue	4<D≤6
71VSD08	8	15	7	7	51FP100 Light Blue	6<D≤8
71VSD10	10	17	7	8	51FP100 Light Blue	8<D≤10
71VSD12	12	19	7	8	51FP120 Yellow	10<D≤12
71VSD14	14	22	7	8	51FP120 Yellow	12<D≤14
71VSD16	16	24	7	9	51FP120 Yellow	14<D≤16
71VSD18	18	26	7	10	51FP120 Yellow	16<D≤18
71VSD20	20	28	7	11	51FP120 Yellow	18<D≤20

* Availability subject to regulatory approval. Product data may be subject to change. Contact your Occlutech representative for information.

** Introducing System Size - Occlutech Delivery System (ODS V1)
 6 F 51US006
 7 F 51US007 or 51DS007
 8 F 51US008 or 51DS008
 9 F 51US009 or 51DS009
 10 F 51DS010
 11 F 51DS011



D1 - Diameter of the waist
D2 - Diameters of the disks

H - Height of the waist (7 mm for all sizes)

Customer Service International
 Occlutech, La Cours Gata 2, S-252 31 Helsingborg, Sweden
 Tel +46 (0)42 33 65 32, Fax +46 (0)42 311 09 70
 order@occlutech.com, www.occlutech.com


© Occlutech 2015. All rights reserved. P07F06.025.01



Perfecting Performance



Occlutech® muscular VSD Occluder Pushing Boundaries in VSD Closure



Under Clinical Investigation

mVSD

Occlutech® muscular VSD (mVSD) Occluder Pushing Boundaries in VSD Closure

Pushing boundaries in VSD closure

With its unique, flexible braiding system Occlutech is setting another benchmark in the development of state-of-the-art occluders for muscular VSD, (mVSD). Unsurpassed adaptability and device flexibility are the hallmarks of Occlutech's products. These design features are important in all areas of cardiac occlusion but critical in VSD closure.




Occlutech's unique braiding allows post deployment self-adjustment of the wire braid, minimizing tissue stress and pressure

Flexible delivery system allowing to-the-point placement while minimizing any unwanted drag or pull on the implant

Reducing sheath diameters

The unique Occlutech braiding technology has allowed Occlutech to reduce the required size of the delivery sheath by 1-3 French sizes. On average the required diameter has been reduced by 20%, an important feature, especially in small children.



-20%

The Flex II braid allows on average 20% less diameter in the delivery sheath

The product of choice


The Occlutech mVSD occluder is designed to meet the specific needs in muscular VSD closure. The design of the device allows a smooth alignment over the defect and therefore the ability to achieve complete closure. Once placed, the device exerts minimal pressure on the surrounding tissue and can be delivered from various routes (transapical and transfemoral) using small delivery catheters.

The Occlutech mVSD occluder has been developed in collaboration with the world's foremost experts in order to be the product of choice in the vast majority of VSD cases.

Unique new features

The Flex II range of occluders has been developed in order to fulfil Occlutech's strive for constant innovation and improvement and incorporates several new features compared to previously existing technology:


- **New braiding - minimizing the amount of material on both the left and right ventricle discs**
- **Improving delivery sheath compatibility**
- **New shapeable delivery system tip – allows a pre-set configuration for advanced procedures**



The Occlutech braiding gives the implant a soft, atraumatic tip when exiting the sheath

Occlutech surface

The unique Occlutech implant surface maximizes device ingrowth while minimizing the risk of thrombus.



Occlutech unique biocompatible surface

Features and benefits

The Occlutech mVSD occluder is an ideal device for closing muscular VSD as it offers a range of unique features:

- Patented braiding technology avoiding distal hub, giving flexibility and adaptability
- High success rate in achieving complete closure
- Repositionable and fully retrievable
- Non-thrombogenic
- Requires only small delivery sheaths
- Allowing placement in difficult anatomical surroundings
- Minimal interference with flow dynamics
- Delivery possible both transapically and transfemorally
- Fast and easy to use

Occlutech® **Perfecting Performance** mVSD Occluder

mVSD